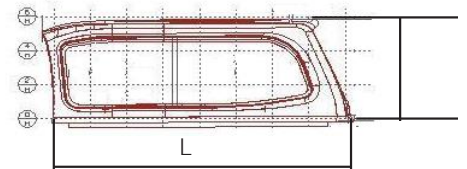
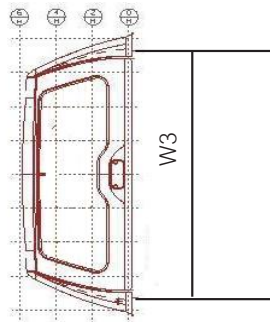
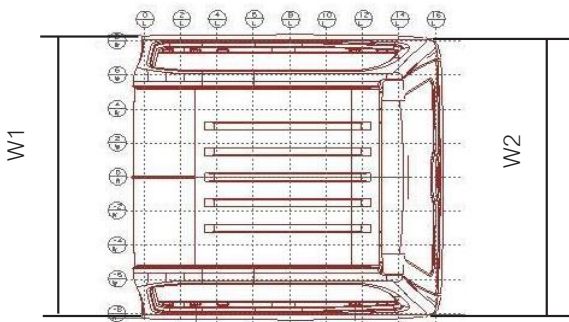




**STEEL
CANOPIES**

**ISUZU D-MAX RT-50 2012+
SMM V2 TRADESMAN**



| | |
|-----------------------------|--------------------------------------|
| PRODUCT | SMM V2 TRADESMAN STEEL CANOPY |
| MODEL | ISUZU D-MAX RT-50 2012+ |
| WINDOW CONFIGURATION | DUAL LIFT UP SOLID SIDES |
| TUB TYPE | DUAL CAB |

Sammitr Motor Manufacturing PLC
39 Moo 12 Petchkasem Road, Om-noi,
Kratumban, Samuthsakorn 74130, Thailand
Phone: +66 819 014 601
Email: smm_canopies@sammitr.com

www.steelcanopies.co.za



STEEL CANOPIES

ISUZU D-MAX RT-50 2012+ SMM V2 TRADESMAN

DIMENSIONS - STEEL CANOPY

| | |
|-------------------------------|---|
| OVERALL LENGTH (L) | 1562mm ± 5mm |
| EXTERNAL WIDTH (FRONT) (W1) | 1648mm ± 5mm |
| EXTERNAL WIDTH (REAR) (W2) | 1616mm ± 5mm |
| INTERNAL WIDTH (REAR) (W3) | 1460 mm± 5 |
| OVERALL HEIGHT (H) | 569mm ± 5mm |
| STEEL CANOPY WEIGHT | 90 kg |
| ROOF RAIL WEIGHT CAPACITY | 100 kg - Standard Rails 150kg - Optional Rails |

TUB DIMENSIONS

| | |
|-----------------------------------|--------|
| DIMENSION TUB (INTERNAL) - LENGTH | 1485mm |
| DIMENSION TUB (INTERNAL) - WIDTH | 1530mm |
| DIMENSION TUB (INTERNAL) - HEIGHT | 465mm |

STRUCTURE

| | |
|------------------------|--|
| EXTERNAL FRAME | GALVANNEALED STEEL Stamped 0.7-0.8 mm |
| INTERNAL FRAME | GALVANNEALED STEEL Stamped 0.7-0.8 mm |
| REINFORCEMENT SECTIONS | GALVANNEALED STEEL Stamped 0.7-1.2 mm |

STANDARD ACCESSORIES: EXTERIOR

| | |
|-----------------------------|--|
| FRONT WINDOW - TYPE | Safety Glass TEMPERED with E-MARK and AS2 |
| FRONT WINDOW - FEATURE | Non-Tinted Glass (FIXED GLASS WINDOW) |
| FRONT WINDOW - THICKNESS | 4.0 mm |
| SIDE WINDOW - TYPE | GALVANNEALED STEEL STAMPED |
| SIDE WINDOW - FEATURE | SOLID STEEL LIFT UP |
| SIDE WINDOW - THICKNESS | 0.8mm |
| BACK DOOR GLASS - TYPE | Safety Glass TEMPERED with E-MARK and AS2 |
| BACK DOOR GLASS - FEATURE | TINTED GLASS 60% |
| BACK DOOR GLASS - THICKNESS | 4.0-5.0 mm |

STANDARD ACCESSORIES: INTERIOR

| | |
|--------------------------------|--|
| HEAD LINING - (INTERNAL) | Not Applicable |
| HEAD LINING | Not Applicable |
| HEAD LINING UPPER | Not Applicable |
| HEAD LINING LOWER | Not Applicable |
| ROOM LAMP & AUTO SWITCH | LED LAMP BATTERY 3A 1.5V |
| WINDOW LOCKS | Secure Twin Rotary Door Locks |
| REAR DOOR LOCK SYSTEM | 2 Point Key and Vehicle wired Central Locking |
| REARDOOR BRAKE LIGHT | Not Applicable |
| GAS SPRING FOR BACK DOOR - OIL | HYDRULIC OIL SHELL CLAVUS G32 |
| GAS SPRING FOR BACK DOOR - GAS | GAS NITROGEN |

INSTALLATION KIT

| | |
|---------------------------|-------------------------------|
| MOUNTING CLAMP | ALUMINUM 4 POINT |
| WIRING ELECTRICAL HARNESS | UNIVERSAL FOR CENTRAL LOCKING |
| ROOF RAIL | ALUMINUM / EPOXY COATED |

FEATURES / OPTIONS

| | |
|-----------------------------------|---|
| DUAL LIFT SOLID STEEL WINDOW | ✓ |
| REAR DOOR CENTRAL LOCKING | ✓ |
| REAR SPOILER | ✓ |
| REAR WINDOW SECURITY MESH | ✓ |
| ROOF RAILS | ✓ |
| COLOUR CODED PAINT | ✓ |
| FRONT WINDOW SECURITY MESH | ✓ |
| Manual LED Battery INTERIOR LIGHT | ✓ |

PAINT

| | |
|----------|----------------------------|
| EDP | "A" 40-50 µm |
| TOP COAT | COLOUR CODED "A" 95-115 µm |