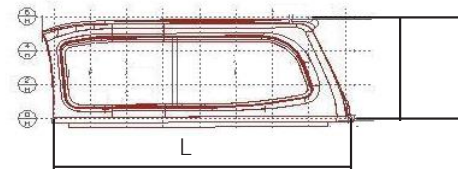
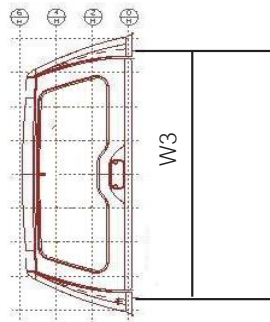
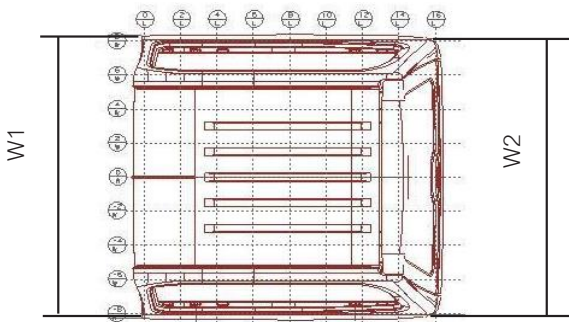




**STEEL
CANOPIES**

**TOYOTA HILUX SR 2015+
SMM V2 TRADESMAN**



PRODUCT	SMM V2 TRADESMAN STELL CANOPY
MODEL	TOYOTA HILUX SR 2015+
WINDOW CONFIGURATION	DUAL LIFT UP SOLID SIDES
TUB TYPE	DUAL CAB

Sammitr Motor Manufacturing PLC
39 Moo 12 Petchkasem Road, Om-noi,
Kratumban, Samuthsakorn 74130, Thailand
Phone: +66 819 014 601
Email: smm_canopies@sammitr.com

www.steelcanopies.co.za



STEEL CANOPIES

TOYOTA HILUX SR 2015+ SMM V2 TRADESMAN

DIMENSIONS - STEEL CANOPY

OVERALL LENGTH (L)	1628mm ± 10mm
EXTERNAL WIDTH (FRONT) (W1)	1602mm ± 5mm
EXTERNAL WIDTH (REAR) (W2)	1602mm ± 5mm
INTERNAL WIDTH (REAR) (W3)	1404mm ± 5
OVERALL HEIGHT (H)	570mm ± 5mm
STEEL CANOPY WEIGHT	90 kg
ROOF RAIL WEIGHT CAPACITY	100 kg - Standard Rails 150kg - Optional Rails

TUB DIMENSIONS

DIMENSION TUB (INTERNAL) - LENGTH	1530mm
DIMENSION TUB (INTERNAL) - WIDTH	1572mm
DIMENSION TUB (INTERNAL) - HEIGHT	498mm

STRUCTURE

EXTERNAL FRAME	GALVANNEALED STEEL Stamped 0.7-0.8 mm
INTERNAL FRAME	GALVANNEALED STEEL Stamped 0.7-0.8 mm
REINFORCEMENT SECTIONS	GALVANNEALED STEEL Stamped 0.7-1.2 mm

STANDARD ACCESSORIES: EXTERIOR

FRONT WINDOW - TYPE	Safety Glass TEMPERED with E-MARK and AS2
FRONT WINDOW - FEATURE	Non-Tinted Glass (FIXED GLASS WINDOW)
FRONT WINDOW - THICKNESS	4.0 mm
SIDE WINDOW - TYPE	GALVANNEALED STEEL STAMPED
SIDE WINDOW - FEATURE	SOLID STEEL LIFT UP
SIDE WINDOW - THICKNESS	0.8mm
BACK DOOR GLASS - TYPE	Safety Glass TEMPERED with E-MARK and AS2
BACK DOOR GLASS - FEATURE	TINTED GLASS 60%
BACK DOOR GLASS - THICKNESS	4.0-5.0 mm

STANDARD ACCESSORIES: INTERIOR

HEAD LINING - (INTERNAL)	Not Applicable
HEAD LINING	Not Applicable
HEAD LINING UPPER	Not Applicable
HEAD LINING LOWER	Not Applicable
ROOM LAMP & AUTO SWITCH	LED LAMP BATTERY 3A 1.5V
WINDOW LOCKS	Secure Twin Rotary Door Locks
REAR DOOR LOCK SYSTEM	2 Point Key and Vehicle wired Central Locking
REARDOOR BRAKE LIGHT	Not Applicable
GAS SPRING FOR BACK DOOR - OIL	HYDRULIC OIL SHELL CLAVUS G32
GAS SPRING FOR BACK DOOR - GAS	GAS NITROGEN

INSTALLATION KIT

MOUNTING CLAMP	ALUMINUM 4 POINT
WIRING ELECTRICAL HARNESS	UNIVERSAL FOR CENTRAL LOCKING
ROOF RAIL	ALUMINUM / EPOXY COATED

FEATURES / OPTIONS

DUAL LIFT SOLID STEEL WINDOW	✓
REAR DOOR CENTRAL LOCKING	✓
REAR SPOILER	✓
REAR WINDOW SECURITY MESH	✓
ROOF RAILS	✓
COLOUR CODED PAINT	✓
FRONT WINDOW SECURITY MESH	✓
Manual LED Battery INTERIOR LIGHT	✓

PAINT

EDP	"A" 40-50 µm
TOP COAT	COLOUR CODED "A" 95-115 µm